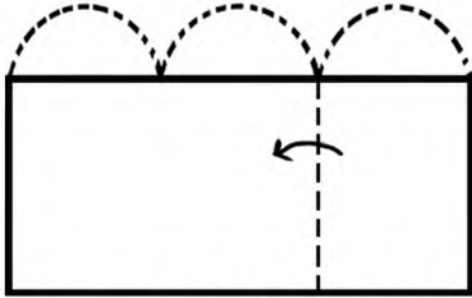
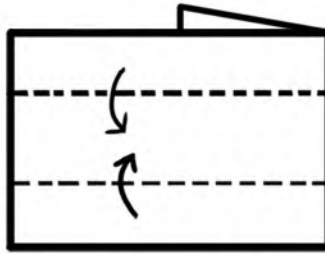


How to Make a Paper T-Shirt

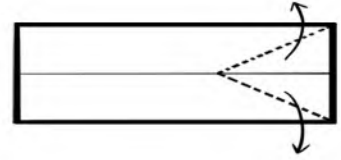
Materials: paper, scissors



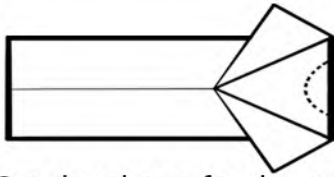
1. Fold 1/3 over.



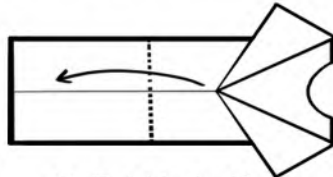
2. Fold sides inwards to meet in the center.



3. Unfold the top 2 corners.



4. Cut the shape for the neck.



5. Fold in half.



6. Decorate!

