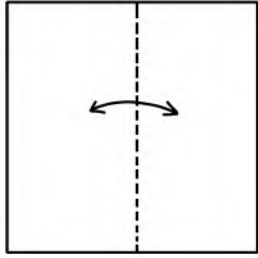
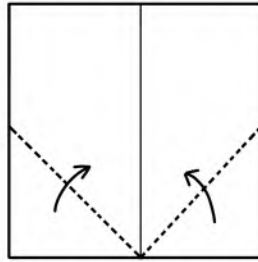


How to Make an Origami Dreidel

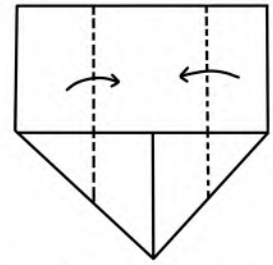
Materials: paper, scissors



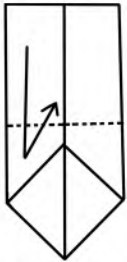
1. Fold 1/3 over



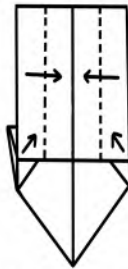
2. Fold sides inwards to meet in the center



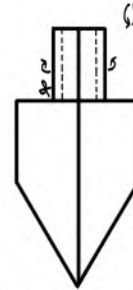
3. Fold the sides to the middle



4. Fold to create a pleat



5. Fold sides to the middle and push up outer corners



6. Use scissors and fold to make a smaller neck



6. Decorate!

