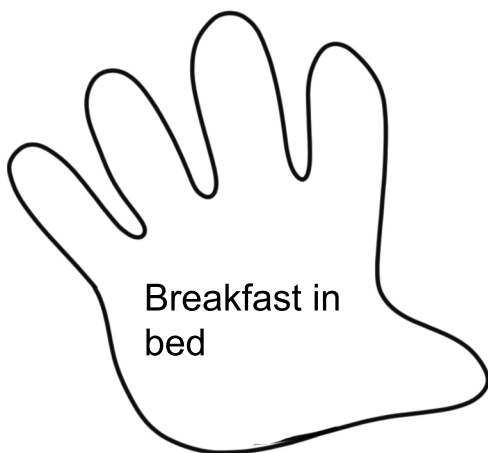




Father's Day

Celebrate Father's Day by making an easy gift for you dad!

Gather some paper, pencils, and scissors to get started. Place your hand on a piece of paper and trace the outline with the pencil. Use the scissors to cut the outline of your hand on the paper.

Now that you have a piece of paper in the shape of your hand, write down a chore that you'll do for him for free! Here are some examples you can use.



Now that you have chores written down on your paper hands, you can feel free to decorate them with whatever you have. Use markers, colored pencils, crayons, and anything else to make colorful coupons for your dad.