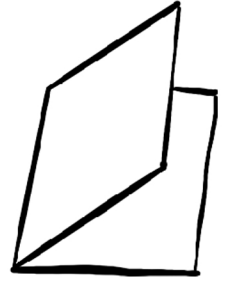



# Letter to Spring Activity

1. Fold a piece of paper in half, creating a card.



2. On a piece of construction paper, trace the shape of branches with a pencil. Using scissors, cut out the branches and use glue to paste them on the front of the card. Wait until dry.




3. Prepare your pink paint. Pour a handful of red paint onto a paper plate and then pour a quarter size amount of white paint on top. Mix the paint.



4. Take the bottom of the plastic bottle and dip it in the pink paint.



5. Stamp the bottom of the paint bottle onto the page, creating flowers. Wait until dry.



6. On the inside of your card, write a letter to spring. Start with "Dear Spring," and write about what you are looking forward to in the spring.

