

## Mario's Super Star Power Sandwiches




Follow the directions below to make Mario's Super Star Power Sandwiches. Super stars give Mario a little extra pep in his step and they'll do the same for you!

Ingredients and Supplies:


- Bread (2 slices)
- Peanut butter and Jelly (or another spread)
- Raisins
- Star cookie cutter

Instructions:

- Make a pb&j sandwich by spreading peanut butter on one slice of bread and jelly on another
- Use your cookie cutter to cut your sandwich into the shape of a star
- Press in two raisins to give your star eyes



cookie cutter



sliced bread

